

May- Robin

yellow: (1) $2\frac{1}{2}$ " square

orange: (2) $2\frac{1}{2}$ " squares

white: (1) $3\frac{1}{4}$ " square

dark brown: (1) $4\frac{1}{2}$ " square
(wing + legs)

(1) $3\frac{1}{4}$ " square

(2) $2\frac{1}{2} \times 1$ " rectangles

medium brown:

(body) (2) $2\frac{1}{2}$ " squares

(1) $4\frac{1}{2}$ " square

(3) $3\frac{1}{4}$ " squares

background:

(1) $4\frac{1}{2}$ " square

(3) $3\frac{1}{4}$ " squares

(3) $2\frac{1}{2}$ " squares

(2) $4\frac{1}{2} \times 2\frac{1}{2}$ " rectangles


(1) $2\frac{1}{2} \times 6\frac{1}{2}$ " rectangle

(1) $2\frac{1}{2} \times 1\frac{1}{2}$ " rectangle

(1) $2\frac{1}{2} \times 12\frac{1}{2}$ " rectangle

Piecing:


Draw a diagonal line on the back of the $2\frac{1}{2}$ " yellow square. Place right sides together on a $2\frac{1}{2} \times 4\frac{1}{2}$ " rectangle as shown.



Sew on line. Trim seam allowance to $\frac{1}{4}$ ". Press toward yellow square.

Draw a diagonal line on the back of the two orange squares. With right sides together sew one on the $4\frac{1}{2}$ " blue square and one on the $4\frac{1}{2}$ " medium brown square.


Use 2 of the $3\frac{1}{4}$ " medium brown squares and two of the $3\frac{1}{4}$ " blue squares to make 4 half-square triangles. You will use 3. Use one $3\frac{1}{4}$ " medium brown square and



one white $3\frac{1}{4}$ " square to make two half-square triangles. You will use one.

Use one blue $3\frac{1}{4}$ " square and one dark brown $3\frac{1}{4}$ " square to make two half-square triangles. You will use one.

Draw a diagonal line on a $2\frac{1}{2}$ " blue square and a medium brown $2\frac{1}{2}$ " square. With right sides together sew on opposite corners of the dark brown $4\frac{1}{2}$ " square. Trim seams to $\frac{1}{4}$ " and press toward $2\frac{1}{2}$ " squares.



Put block together as shown, pressing seams open.

Sew blue $12\frac{1}{2} \times 2\frac{1}{2}$ " rectangle on top.

Sew a dark brown $1 \times 2\frac{1}{2}$ " rectangle to each side of the $1\frac{1}{2} \times 2\frac{1}{2}$ " blue rectangle. Sew the $4\frac{1}{2} \times 2\frac{1}{2}$ " blue rectangle to the left side of leg unit. Sew the $2\frac{1}{2} \times 6\frac{1}{2}$ " blue rectangle to the right side of the leg unit. Sew the whole unit to the bottom of the block.

Add a button for an eye or color one on with permanent marker.