

June Lace

Fabrics: white or off white
dark color

Cutting:

white:
(40) $2\frac{1}{4}$ " squares

dark:
(40) $2\frac{1}{4}$ " squares
(64) $1\frac{1}{2}$ " squares

Piecing:


Using $2\frac{1}{4}$ " squares
make 80 half-square
triangles



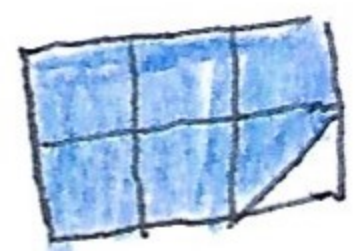
Trim to $1\frac{1}{2}$ "
square.

Press ALL Seams
OPEN. There are
a lot of seams.

Unit A (make 4)



Unit B (make 4)



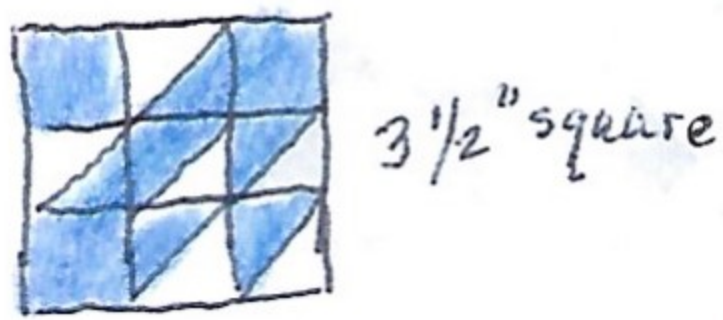
Unit C (make 4)



Unit D (make 4)



Unit E (make 4)



Unit F (make 4)



Unit G (make 1)



Now to Put the block
together

Rows 1 and 5 in this
order

A B C D A

Rows 2 and 4 in this
order, Watch the orientation
of unit E

D E F E B

Row 3 in this order watch
the orientation of F

C F G F C

Block will measure $12\frac{1}{2}$ " square

See back for samples:

