

# August is Fishing Month

fabric: blue or green background

fish: colorful

fins: coordinating solid.

Cutting: Background

(8)  $2\frac{1}{2}$ " squares

(4)  $3\frac{1}{2}$ " squares

(2)  $1\frac{1}{2}$ " x  $2\frac{1}{2}$ " rectangles

(2)  $2\frac{1}{2}$ " x  $10\frac{1}{2}$ " rectangles


Fish: (4)  $2\frac{1}{2}$ " squares

(1)  $3\frac{1}{4}$ " square

(1)  $3\frac{1}{2}$ " square


Fins: (2)  $3\frac{1}{2}$ " squares


(1) 2" square




If you want a different color head use the  $3\frac{1}{2}$ " fish square.


Piecing: Use the  $3\frac{1}{2}$ " squares to make 4 fin half square triangle blocks and 2 fish head blocks.


TRIM to  $2\frac{1}{2}$ " square. 



Sew head pieces and body pieces to make a  $4\frac{1}{2}$ " x  $6\frac{1}{2}$ " piece. 

Cut fin 2" square in half diagonally and applique on body.

To make fin-body you should have 1 fin  $3\frac{1}{2}$ " square and one background  $3\frac{1}{2}$ " square left. Use to make half square triangle blocks. Do Not trim. 

Cut block in half diagonally. Cut fish  $3\frac{1}{4}$ " square in half diagonally. Add fish triangles to each fin triangle. 

Trim to  $2\frac{1}{2}$ " square by putting square up ruler at  $1\frac{1}{4}$ " each way right on middle. 

Sew tail units together,   $1\frac{1}{4}$ " sew to body. 

Sew rest of quilt together as shown. Put sides on last. Block should measure  $12\frac{1}{2}$ " square.

I think the body would look amazing in Kaffe Fasset fabric. This block also lends itself to embellishment.