


September Fall Flower

Fabrics: gold, red, medium green, medium orange, dark orange

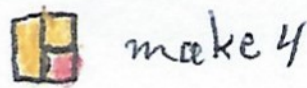
Cutting:

- gold: (4) $1\frac{1}{2}$ " squares
 (4) $1\frac{1}{2} \times 2\frac{1}{2}$ " rectangles
 (2) $3\frac{1}{2}$ " square
- red: (4) $2\frac{1}{2}$ " squares
 (4) $3\frac{1}{2}$ " squares
- green: (4) $3\frac{1}{2}$ " squares
 (4) $2\frac{1}{2} \times 4\frac{1}{2}$ " rectangles
- medium orange: (8) $2\frac{1}{2}$ " squares
 (1) $3\frac{1}{2}$ " square
- dark orange: (4) $1\frac{1}{2}$ " squares
 (8) $2\frac{1}{2}$ " squares
 (2) $3\frac{1}{2}$ " squares



Piecing:


Using the gold and dark orange $1\frac{1}{2}$ " squares, and the gold $1\frac{1}{2} \times 2\frac{1}{2}$ " rectangles make 4 of the corner units



Using the red and green $3\frac{1}{2}$ " squares make 8 half square triangle units. Trim to $2\frac{1}{2}$ " square.



Use the gold and dark orange $3\frac{1}{2}$ " squares to make 2 half square triangle units.



Trim to $2\frac{1}{2}$ " square.


Use the medium orange and dark orange $3\frac{1}{2}$ " squares to make 2 half square triangle units. Trim to $2\frac{1}{2}$ " square.





Use the $2\frac{1}{2} \times 4\frac{1}{2}$ " green rectangles to make flying geese using 4 medium orange $2\frac{1}{2}$ " squares and 4 dark orange $2\frac{1}{2}$ " squares.



sew and flip

Put together corner units with green and red half square triangles and red $2\frac{1}{2}$ " squares.  make 4

Put flying geese units together with dark orange and light orange $2\frac{1}{2}$ " squares.  make 4

Put gold and dark orange half square triangles together with the medium orange and dark orange half square triangles.  make 1

Put together as shown. Block should measure $12\frac{1}{2}$ " square.