

Spinning Heart

Fabric: heart fabric

purple

pink or red

white or off-white

Cutting:

heart fabric - (4) $2\frac{1}{2} \times 8\frac{1}{2}$ " rectangles

(2) $3\frac{1}{4}$ " squares

purple or pink (4) $2\frac{1}{2}$ " squares

(2) $3\frac{1}{4}$ " squares


white or off-white: (4) $2\frac{1}{2}$ " squares


(2) $4\frac{1}{2}$ " squares

red, pink, or purple

for heart: (2) $4\frac{1}{2} \times 2\frac{1}{2}$ " rectangles

(2) $6\frac{1}{2} \times 2\frac{1}{2}$ " rectangles



Piecing: Use $3\frac{1}{4}$ " squares to make 4 half square triangles. 



Trim squares to $2\frac{1}{2}$ " square.

Sew together as shown to create the pinwheel block.

It should be $4\frac{1}{2}$ " square.

Sew one $4\frac{1}{2} \times 2\frac{1}{2}$ " rectangle to the bottom of the pinwheel.

Sew a $6\frac{1}{2} \times 2\frac{1}{2}$ " rectangle to each side of the pinwheel block.

Make 2 flying geese blocks with the $4\frac{1}{2} \times 2\frac{1}{2}$ " rectangles and white or off-white $2\frac{1}{2}$ " squares.  

Sew the two flying geese together.

Press seam open.

Sew this block to the top of the pinwheel block.

Draw a diagonal line on the back of the white $4\frac{1}{2}$ " squares. Sew one on each of the bottom corners.



Add the borders to the sides of the heart. Add corner stones to the other 2 $2\frac{1}{2} \times 8\frac{1}{2}$ " pieces and press to the rectangles. Add these pieces to the top and bottom of the block. Block should measure $12\frac{1}{2}$ " square